

# WHALE

## PHOTO-IDENTIFICATION GUIDE

for Naturalists + Citizen Scientists • South Georgia + Antarctic Region

How to photograph identification features for  
Right, Fin, Sei, Humpback, Blue and Killer whales

Photographs of whales can be added to global catalogues. Identification features help researchers recognise individual whales and understand population movements to/from Antarctic habitats.



SUBMIT PHOTOS TO [HAPPYWHALE.COM](https://happywhale.com)



<https://iwc.int/sorp>

HUMPBACK WHALE - Fluke (underside) + dorsal fin



Underside of flukes used for ID - GOOD ANGLES



Topside of flukes NOT USED - BAD ANGLES

SUBMIT PHOTOS TO [HAPPYWHALE.COM](https://happywhale.com)

BLUE WHALE - Dorsal fin, lateral body (mottling)




GOOD ANGLES - include mottling around dorsal fin




BAD ANGLE

SUBMIT PHOTOS TO [HAPPYWHALE.COM](https://happywhale.com)

RIGHT WHALE - Head (left, right + above)



GOOD ANGLES




BAD ANGLES

SUBMIT PHOTOS TO [HAPPYWHALE.COM](https://happywhale.com)



## FIN WHALE - Dorsal fin, blaze + chevron - right side preferred



Take series of images to link blaze + chevron (between arrows) to dorsal fin



GOOD ANGLE

BAD ANGLE

SUBMIT PHOTOS TO HAPPYWHALE.COM

## ORCA/KILLER WHALE - Dorsal fin, saddle + eye patch



GOOD ANGLES



BAD ANGLE

SUBMIT PHOTOS TO HAPPYWHALE.COM

**BEST**  
VOLUNTARY SCHEME  
FOR BIODIVERSITY AND  
ECOSYSTEM SERVICES  
IN TERRITORIES OF  
EUROPEAN OVERSEAS



<https://iwc.int/sorp>

## SEI WHALE - Dorsal fin, lateral body



Include lateral body around dorsal fin



GOOD ANGLE


BAD ANGLE

SUBMIT PHOTOS TO HAPPYWHALE.COM

## HEALTH ASSESSMENT



Craters from gull attacks - colourless/white/red



Scars or injuries from ship strike

## PHOTOGRAPHY TIPS

- Set camera to Georeference images (settings: Location > On)
- Set local Date + Time
- Set to highest image quality
- Take sequences to link body parts eg. dorsal fin to flukes
- Photograph dead + injured whales eg. propeller + entanglement wounds or scars
- When submitting images include date and latitude/longitude
- Never delete, downsize or crop images

Photographs used in this guide courtesy of International Whaling Commission (IWC). Taken during IWC Southern and Pacific Ocean Whale and Ecosystem Research cruises; see [iwc.int/sower](https://iwc.int/sower) and [iwc.int/power](https://iwc.int/power)



SUBMIT PHOTOS TO HAPPYWHALE.COM